

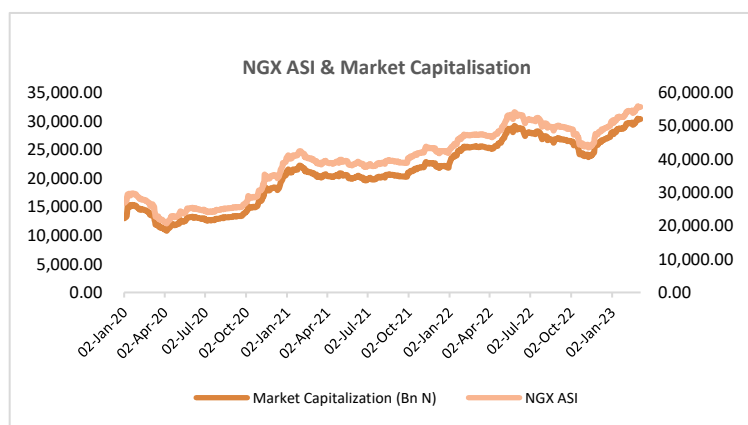


Cowry Daily Market Insight 19 April 2023

MPR: 18.00%
Mar'23 Inflation Rate: 22.04%
FY 2022 Real GDP: 3.11%

Local Bourse Index Rises by 0.08% amid Sustained Bullish Activity; NIBOR Moderates for All Tenor Buckets on Financial System Liquidity Ease...

The Nigerian equity market All Share-Index rose by 0.08% to close at 51,178.41 points amid sustained bargain-hunting activity. We saw buying interest in tickers such as TRANSCORP, INTBREW, ETERNA, and UCAP, as their respective share prices increased further by 9.85%, 6.74%, 3.48%, and 1.74%. Consequently, the year-to-date loss of the local bourse moderated to 0.14% even as the Exchange printed a higher number of gainers (25) than losers (9). Given the bullish sentiment, performance across sub-indices tracked was largely positive, except for the NGX Industrial and NGX Oil/Gas Indices, which declined by 1.33% and 0.07%, respectively. The NGX Banking, NGX Insurance, and NGX Consumer Goods indexes climbed by 0.77%, 0.67%, and 0.10%, respectively. Meanwhile, trading activity nosedived, with total deals, volume, and value decreasing by 24.93%, 30.08%, and 20.77%, respectively, to 3,505 trades, 1.2 billion units, and N3.98 billion. In terms of volume, TRANSCORP emerged as the most actively traded stock, with 1.14 billion shares worth N2.14 billion changing hands in 138 deals.



TENOR	NIBOR as @ 19/04/2023	NIBOR as @ 18/04/2023	PPT
Overnight	19.0100	19.0300	(0.02)
1 Month	15.4600	17.7700	(2.31)
3 Months	16.0500	18.2400	(2.19)
6 Months	16.4100	18.5000	(2.09)

Source: FMDQ

TENOR	NITTY as @ 19/04/2023	NITTY as @ 18/04/2023	PPT
1Month	5.3800	4.8500	0.53
3 Months	6.9500	6.2400	0.71
6 Months	9.0600	8.8300	0.23
12 Months	14.2600	14.2000	0.06

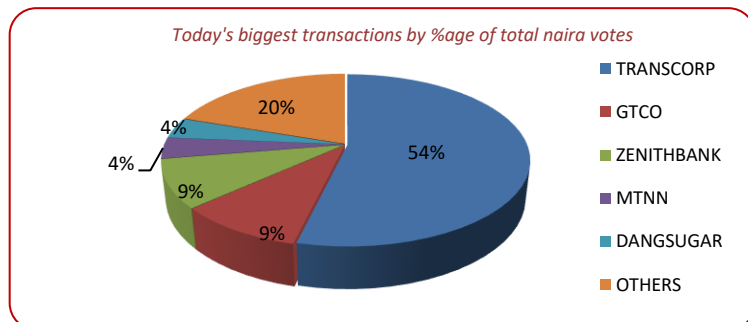
Source: FMDQ

Bond Name	Maturity (Years)	Bid Price	Daily Δ	Offer yield	Yield YTD PPT Δ
16.29% FGN MAR 2027	10	108.25	0.00	13.49%	-0.004
12.50% FGN MAR 2035	15	87.50	0.00	14.75%	0.013
16.25% FGN APR 2037	20	105.24	0.00	15.33%	0.007
12.98% FGN MAR 2050	30	83.02	(0.19)	15.69%	0.017

Source: FMDQ

Eurobond Name	Maturity (Years)	Bid Price	Daily Δ	Offer Yield	Yield YTD PPT Δ
6.375% JUL 12, 2023	10	(0.01)	13.24%	0.042	(0.01)
7.69% FEB 23, 2038	20	(0.62)	13.32%	0.008	(0.62)
7.62% NOV 28, 2047	30	(0.73)	13.04%	0.008	(0.73)

Source: FMDQ



MARKET STATISTICS	CLOSE	PREVIOUS	TODAY'S %	YTD %
All Share Index (ASI)	51,178.41	51,138.92	0.08	(0.142)
Deals	3,505	4,669	(24.93)	
Volume (millions)	1,272.45	1,819.96	(30.08)	
Value (₦ Millions)	3,977.80	5,020.30	(20.77)	
Market Cap (₦ billions)	27,870.59	27,852.84	0.06	(0.159)

SECTORED INDICES	CLOSE	PREVIOUS	TODAY'S % Δ
NGX BANKING	418.62	415.43	0.77
NGX INSURANCE	177.06	175.89	0.67
NGX CONSUMER GOODS	700.06	699.47	0.08
NGX OIL/GAS	504.07	510.87	(1.33)
NGX INDUSTRIAL	2,443.49	2,445.22	(0.07)

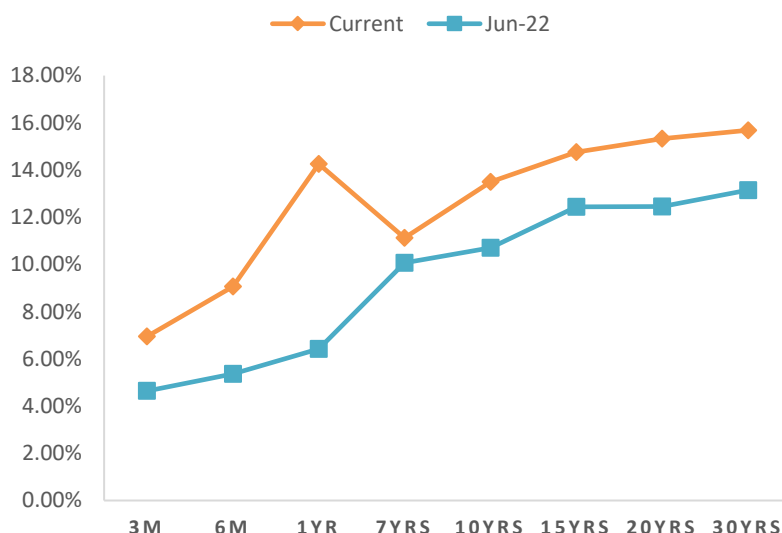
Source: NGX, Cowry Research

IMPORTANT DISCLOSURES

This report is produced by the Research Desk, Cowry Asset Management Limited (COWRY) as a guideline for Clients that intend to invest in securities on the basis of their own investment decision without relying completely on the information contained herein. The opinion contained herein is for information purposes only and does not constitute any offer or solicitation to enter into any trading transaction. While care has been taken in preparing this document, no responsibility or liability whatsoever is accepted by any member of COWRY for errors, omission of facts, and any direct or consequential loss arising from the use of this report or its contents.



FGN NAIRA YIELD CURVE



USD/NGN Exchange Rate	19/04/2023	Previous	Daily %
I&E FX	₦462.25	₦463.25	0.22%
Parallel	₦740	₦740	0.00%

Major Currencies	19/04/2023	Daily %	Yearly %
EURUSD	1.0969	-0.02%	1.10%
GBPUSD	1.246	0.31%	-4.61%
USDCHF	0.897	0.13%	-5.48%
USDRUB	81.67	-0.19%	2.38%
AUDUSD	0.673	0.12%	-9.69%
NZDUSD	0.622	0.22%	-8.32%
USDJPY	134.403	0.23%	5.09%
USDCNY	6.90	0.21%	6.96%
USDINR	82.15	0.08%	7.75%

Commodities	19/04/2023	Daily%	Yearly %
Crude Oil, \$/bbl.	79.266	-1.97%	-21.83%
Brent, \$/bbl.	83.305	-1.73%	-20.81%
Natural Gas, \$/MMBtu	2.210	-6.58%	-68.75%
Coal, \$/T	188.3	0.70%	-41.34%
Gold, \$/t.oz	1993.12	-0.59%	1.85%
Wheat, \$/Bu	689.02	-1.29%	-37.20%
Palm Oil, MYR/T	3735	-1.43%	-40.79%
Cocoa, \$/T	3069	0.49%	21.06%

Money Market

NIBOR declined across the board for all maturities tracked as gauges of money market stress eased and banks with liquidity sought lower rates. Short-term benchmark rates, such as the open repo rate (OPR), and the overnight lending rate (OVN), stayed unchanged at 18.63% and 19.00%, respectively.

Meanwhile, NITTY rose for all tracked tenor buckets trailed. However, the average secondary market yield on T-bills contracted marginally to 8.79%.

Bond Market

In the OTC bond market, the value of plain-vanilla FGN bonds was relatively flat for the bulk of maturities tracked, even as the average yield on the secondary market stayed steady at 13.85%. Notably, the 30-year yields were around 15.69%, richer by 4 basis points, while, the 10-year, 15-year, and 20-year yields remained stable at 13.49%, 14.75%, and 15.33%, respectively.

Elsewhere, the value of the FGN Eurobond traded lower for most of the maturities tracked amid sustained bearish sentiment. Similarly, the average secondary market yield increased to 13.08%.

Foreign Exchange Market

The Naira strengthened against the greenback, trading higher at N462.25 (from N463.25) at the Investors and Exporters (I&E) windows. In contrast, the parallel market stayed flat from the previous day at N740.

Global Commodity Market

At 3:30 p.m. GMT+1, Brent crude dipped 1.73% to \$83.31 per barrel, while WTI crude lost 1.97% to \$79.27 per barrel.

Oil futures fell on Wednesday, as increasing rate hike bets, which could lead to dampened energy demand, outweighed better-than-expected Chinese GDP data as well as declines in US crude stocks.

Gold was trading below \$2000 per ounce (+0.70%), pressured by a strong double-digit UK CPI reading as well as a stronger US dollar due to a broad shift in rate hike expectations.

Source: FMDQ, Trading Economics, OilPrice.com, Cowry Research

IMPORTANT DISCLOSURES

This report is produced by the Research Desk, Cowry Asset Management Limited (COWRY) as a guideline for Clients that intend to invest in securities on the basis of their own investment decision without relying completely on the information contained herein. The opinion contained herein is for information purposes only and does not constitute any offer or solicitation to enter into any trading transaction. While care has been taken in preparing this document, no responsibility or liability whatsoever is accepted by any member of COWRY for errors, omission of facts, and any direct or consequential loss arising from the use of this report or its contents.



Cowry Daily Market Insight 19 April 2023

Corporate Bond Issuer	Description	Issue Date	Maturity Date	Coupon (%)	Yield (%)	Daily Δ
*C & I LEASING PLC	16.54 C&I LEASING I 11-JUN-2023	11-Jul-18	11-Jun-23	16.54	9.48	-0.02
STERLING INV. MGT. PLC	16.50 STERLING INV. 3-AUG-2023	03-Aug-16	03-Aug-23	16.50	7.65	0.00
MIXTA REAL ESTATE PLC	16.50 MIXTA IIA 12-OCT-2023	12-Oct-18	12-Oct-23	16.50	8.98	0.00
MIXTA REAL ESTATE PLC	17.75 MIXTA IIB 12-OCT-2023	12-Oct-18	12-Oct-23	17.75	14.68	0.00
FLOUR MILLS OF NIGERIA PLC	16.00 FLOURMILLS II 30-OCT-2023	01-Nov-18	30-Oct-23	16.00	9.58	-0.01
STANBIC IBTC	15.75 STANBIC I 5-DEC-2023	17-Dec-18	05-Dec-23	15.75	10.27	-0.01
FCMB LIMITED	17.25 FCMB III 8-DEC-2023	09-Dec-16	08-Dec-23	17.25	10.71	-0.01
DANGOTE CEMENT PLC	11.25 DANGCEM IA 30-MAY-2024	26-May-21	30-May-24	11.25	13.45	0.00
FLOUR MILLS OF NIGERIA PLC	11.10 FLOURMILLS IIIB 27-FEB-2025	27-Feb-20	27-Feb-25	11.10	15.52	-0.01
LAPO MFB SPV PLC	13.00 LAPO MFB II 30-MAR-2025	30-Mar-20	30-Mar-25	13.00	12.54	-0.01
DANGOTE CEMENT PLC	12.50 DANGCEM I 30-APR-2025	24-Apr-20	30-Apr-25	12.50	14.12	-0.03
CERPAC RECEIVABLES FUNDING SPV PLC	15.25 CERPAC-SPV I 7-MAY-2025	07-May-18	07-May-25	15.25	8.58	-0.01
UNITED CAPITAL PLC	12.50 UNICAP I 28-MAY-2025	28-May-20	28-May-25	12.50	15.21	0.00
CERPAC RECEIVABLES FUNDING SPV PLC	15.50 CERPAC-SPV II 15-JUL-2025	11-Jul-18	15-Jul-25	15.50	8.23	0.02
PARTHIAN PARTNERS FUNDING SPV PLC	13.50 PAPF SPV I 27-Jul-2025	27-Jul-22	27-Jul-25	13.50	13.76	-0.10
UNION BANK OF NIGERIA PLC	15.75 UNION II 3-SEP-2025	07-Sep-18	03-Sep-25	15.75	13.22	-0.13
STERLING INV. MGT. PLC	16.25 STERLING INV. II 6-OCT-2025	05-Oct-18	06-Oct-25	16.25	15.67	-0.15
WEMA FUNDING SPV PLC	16.50 WEMA FUNDING SPV II 12-OCT-2025	12-Oct-18	12-Oct-25	16.50	15.75	-0.16
CORONATION MB FUNDING SPV PLC	6.25 CORO MB SPV I 30-NOV-2025	30-Nov-20	30-Nov-25	6.25	14.54	-0.17
FLOUR MILLS OF NIGERIA PLC	5.50 FLOURMILLS IV A 15-DEC-2025	14-Dec-20	15-Dec-25	5.50	13.19	-0.17
CARDINALSTONE FINANCING SPV PLC	7.00 CARDINAL SPV I 30-DEC-2025	30-Dec-20	30-Dec-25	7.00	12.83	0.00
FSDH FUNDING SPV PLC	8.50 FSDH SPV PLC IA 16-FEB-2026	16-Feb-21	16-Feb-26	8.50	13.40	-0.18
FSDH FUNDING SPV PLC	8.00 FSDH SPV PLC IB 16-FEB-2026	16-Feb-21	16-Feb-26	8.00	13.40	-0.18
MECURE INDUSTRIES FUNDING SPV PLC	13.00 MECURE SPV PLC I 31-MAR-2026	31-Mar-21	31-Mar-26	13.00	14.44	-0.01
DANGOTE CEMENT PLC	12.50 DANGCEM IB 30-MAY-2026	26-May-21	30-May-26	12.50	13.73	-0.16
ACCESS BANK PLC	15.50 ACCESS BANK 23-JUL-2026	23-Jul-19	23-Jul-26	15.50	14.95	-0.16
MTN NIGERIA COMMUNICATIONS PLC	13.50 MTNN IA 30-SEP-2026	30-Sep-22	30-Sep-26	13.50	14.05	-0.09
SUNDRY FOODS FUNDING SPV PLC	13.50 SUNDRY SPV PLC I 15-DEC-2026	15-Dec-21	15-Dec-26	13.50	12.63	-0.04
EAT & GO FINANCE SPV PLC	14.25 EAT & GO FINANCE SPV 17-DEC-2026	17-Dec-19	17-Dec-26	14.25	14.08	-0.01
DANGOTE CEMENT PLC	11.85 DANGCEM IIA 30-APR-2027	27-Apr-22	30-Apr-27	11.85	14.59	0.03
AXXELA FUNDING 1 PLC	14.30 AXXELA I 20-MAY-2027	20-May-20	20-May-27	14.30	14.48	-0.11
ACCELEREX SPV PLC	14.00 ACSP I 15-JUN-2027	15-Jun-22	15-Jun-27	14.00	16.27	-0.10

www.cowryasset.com

IMPORTANT DISCLOSURES

This report is produced by the Research Desk, Cowry Asset Management Limited (COWRY) as a guideline for Clients that intend to invest in securities on the basis of their own investment decision without relying completely on the information contained herein. The opinion contained herein is for information purposes only and does not constitute any offer or solicitation to enter into any trading transaction. While care has been taken in preparing this document, no responsibility or liability whatsoever is accepted by any member of COWRY for errors, omission of facts, and any direct or consequential loss arising from the use of this report or its contents.



Cowry Daily Market Insight 19 April 2023

Corporate Bond Issuer	Description	Issue Date	Maturity Date	Coupon (%)	Yield (%)	Daily Δ
NOVAMBL INVESTMENTS SPV PLC	12.00 NOVAMBL SPV I 23-JUL-2027	23-Jul-20	23-Jul-27	12.00	17.68	0.09
UNICAP	15.00 UNICAP II 14-SEP-2027	14-Sep-22	14-Sep-27	15.00	15.76	0.13
*NMRC	7.20 NMRC III 2-NOV-2027	02-Nov-20	02-Nov-27	7.20	15.34	-0.13
VIATHAN FUNDING PLC	16.00 VIATHAN (GTD) 14-DEC-2027	15-Dec-17	14-Dec-27	16.00	13.27	-0.17
FLOUR MILLS OF NIGERIA PLC	6.25 FLOURMILLS IV B 14-DEC-2027	14-Dec-20	14-Dec-27	6.25	15.55	0.18
BUA CEMENT PLC	7.50 BUACEM I 30-DEC-2027	30-Dec-20	30-Dec-27	7.50	13.55	-0.18
MTN NIGERIA COMMUNICATIONS PLC	13.00 MTN COM PLC I 5-MAY-2028	05-May-21	05-May-28	13.00	14.85	0.17
DANGOTE CEMENT PLC	13.50 DANGCEM IC 30-MAY-2028	26-May-21	30-May-28	13.50	15.06	0.19
C&I LEASING PLC	15.50 C&I LEASING II 3-JUN-2028	03-Jun-21	03-Jun-28	15.50	15.42	-0.15
CERPAC RECEIVABLES FUNDING SPV PLC	14.50 CERPAC-SPV III 15-JUL-2028	10-Sep-21	15-Jul-28	14.50	16.54	-0.05
ARDOVA PLC	13.30 ARDOVA PLC IA 12-NOV-2028	12-Nov-21	12-Nov-28	13.30	14.19	-0.17
EAT & GO FINANCE SPV PLC	13.25 EAT & GO FINANCE SPV 8-MAR-2029	08-Mar-22	08-Mar-29	13.25	16.58	0.00
PRESCO PLC	12.85 PRESCO PLC 5-APR-2029	05-Apr-22	05-Apr-29	12.85	15.59	0.08
DANGOTE CEMENT PLC	12.35 DANGCEM IIB 30-APR-2029	27-Apr-22	30-Apr-29	12.35	15.38	0.00
UNION BANK OF NIGERIA PLC	16.20 UNION III 27-JUN-2029	27-Jun-19	27-Jun-29	16.20	17.64	0.00
DANGOTE INDUSTRIES FUNDING PLC	12.75 DANGIFP IA 19-JUL-2029	19-Jul-22	19-Jul-29	12.75	16.15	0.00
GEREGU POWER PLC	14.50 GERP I 28-JUL-2029	28-Jul-22	28-Jul-29	14.50	16.48	0.03
*NMRC	14.90 NMRC I 29-JUL-2030	29-Jul-15	29-Jul-30	14.90	14.74	0.12
TSL SPV PLC	10.00 TSL SPV I (GTD) 6-OCT-2030	06-Oct-20	06-Oct-30	10.00	15.96	-0.03
FBNQ MB FUNDING SPV PLC	6.25 FBNQ MB SPV II 16-DEC-2030	16-Dec-20	16-Dec-30	6.25	15.50	-0.03
FIDELITY BANK PLC	8.50 FIDELITY I 7-JAN-2031	07-Jan-21	07-Jan-31	8.50	15.51	-0.03
PRIMERO BRT SECURITISATION SPV PLC	17.00 PRIMERO BRT-SPV 27-OCT-2031	24-May-19	27-Oct-31	17.00	17.38	-0.05
MTN NIGERIA COMMUNICATIONS PLC	12.75 MTN COM PLC II 4-NOV-2031	04-Nov-21	04-Nov-31	12.75	15.50	-0.03
ARDOVA PLC	13.65 ARDOVA PLC IB 12-NOV-2031	12-Nov-21	12-Nov-31	13.65	15.57	0.17
GPC-SPV COMPANY PLC	13.00 GPC SPV PLC (GTD) 23-NOV-2031	23-Nov-21	23-Nov-31	13.00	15.15	0.11
PAT DIGITAL INFRA FUND SPV PLC	13.25 PAT SPV PLC (GTD) 2-FEB-2032	02-Feb-22	02-Feb-32	13.25	15.47	0.07
DANGOTE CEMENT PLC	13.00 DANGCEM IIC 30-APR-2032	27-Apr-22	30-Apr-32	13.00	16.22	-0.06
DANGOTE CEMENT PLC	13.00 DANGCEM IIC 30-APR-2032	19-Jul-22	19-Jul-32	13.50	16.42	-0.05
MTN NIGERIA COMMUNICATIONS PLC	14.50 MTNN IB 30-SEP-2032	30-Sep-22	30-Sep-32	14.50	15.71	-0.05
DANGOTE INDUSTRIES FUNDING PLC	13.50 DANGIFP IB 19-JUL-2032	19-Jul-22	19-Jul-32	16.75	16.71	-0.04
*NMRC	13.80 NMRC II 15-MAR-2033	21-May-18	15-Mar-33	13.80	15.30	0.00
GEL UTILITY FUNDING SPV PLC	15.15 GEL UTILITY-SPV (GTD) 28-AUG-2034	28-Aug-19	28-Aug-34	15.15	16.03	-0.02
LFZC FUNDING SPV PLC	13.25 LFZC II 16-MAR-2042	10-May-22	16-Mar-42	13.25	16.29	0.00

www.cowryasset.com

IMPORTANT DISCLOSURES

This report is produced by the Research Desk, Cowry Asset Management Limited (COWRY) as a guideline for Clients that intend to invest in securities on the basis of their own investment decision without relying completely on the information contained herein. The opinion contained herein is for information purposes only and does not constitute any offer or solicitation to enter into any trading transaction. While care has been taken in preparing this document, no responsibility or liability whatsoever is accepted by any member of COWRY for errors, omission of facts, and any direct or consequential loss arising from the use of this report or its contents.